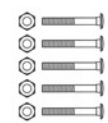
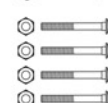


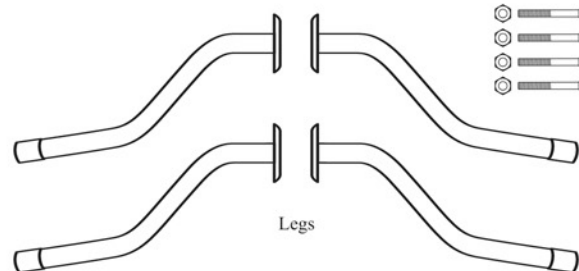


FIXED-FRAME™ Sock-Net Protective Screen Assembly Instructions

Step 1

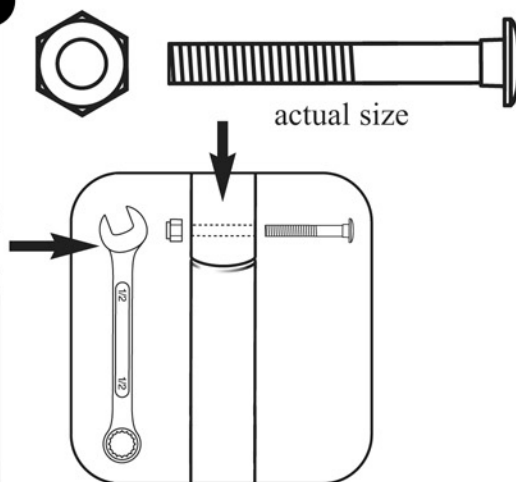
Lay parts on the ground, as in this drawing. Frame sections are labeled as shown here.

- 
 Frame Hardware:
 six (6) SHORT Carriage Bolts
 six (6) nuts
- 
 Leg Hardware:
 four (4) LONG Carriage Bolts
 four (4) nuts



Assembled frame size: 6½'H x 6'W

Step 2



Join the frame sections. Fasten together, using nuts, and short carriage bolts. Tighten nuts with the supplied wrench.

IMPORTANT NOTE:

To eliminate net snagging always install nuts on the inside of the frame.

Step 4


Carefully tilt the frame and lay it on the ground.

Stretch netting out, on the ground, in the same shape as the frame. Place the open end of the netting so it touches the top of the frame.

Stand in the center of the frame and begin feeding the netting onto the frame, like a pillowcase, alternating sides as you go. After the netting has been slipped over the frame, SECURE the netting around the bottom frame using the six (6) velcro strips, which are already attached to the bottom of the net.



IMPORTANT NOTICE: Netting must go around outside bottom of frame and then be attached with velcro straps.

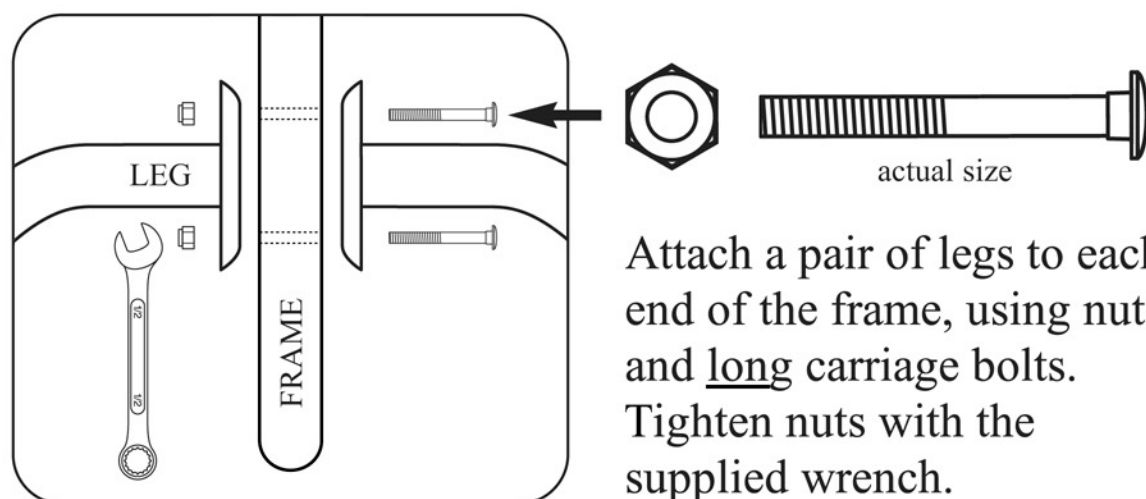


Stand frame upright, and enjoy!

NEW FOREVER-TIGHT™ CARRIAGE BOLTS

With Forever-Tight™ Carriage Bolts your Fixed-Frame™ Protective Screens will not come apart during practice or transport.

Step 3



Attach a pair of legs to each end of the frame, using nuts, and long carriage bolts. Tighten nuts with the supplied wrench.



JUGS Sports guarantees JUGS Fixed-Frame™ Protective Screen netting for one (1) year against defects in material or workmanship. JUGS Fixed-Frame™ Protective Screen frames are guaranteed for one (1) year unless damaged by snow, ice or other acts of God. Commercial use of JUGS Fixed-Frame™ Protective Screens automatically limits this warranty to thirty (30) days after shipment.

If you have any questions regarding this screen, contact the manufacturer. USA or Canada, call toll free: 1-800-547-6843. International orders, call collect: 0-503-692-1635. Our fax number is 503-691-1100. Or visit our website at www.jugssports.com. ©2011 JUGS Sports SN-060611