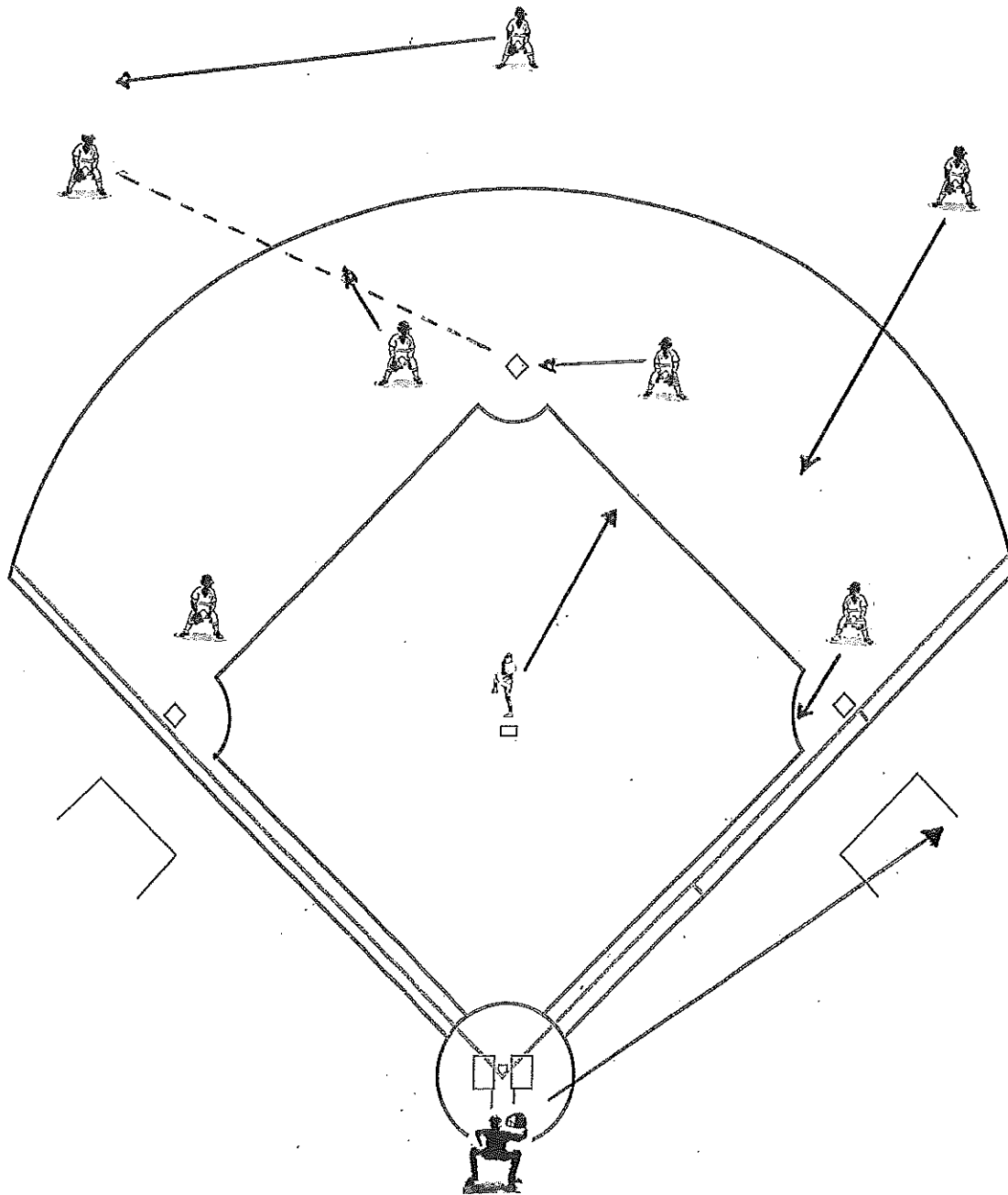


# PLAYBOOK

**SITUATION #1**  
Single to LEFT Field  
No one on base



**Pitcher:**  
Move to a position halfway  
between mound and 2<sup>nd</sup>.

**Catcher:**  
Follow runner down to 1<sup>st</sup> base.

**1<sup>st</sup> Baseman:**  
Make sure the runner tags the  
base in making the turn, then  
cover 1<sup>st</sup> base.

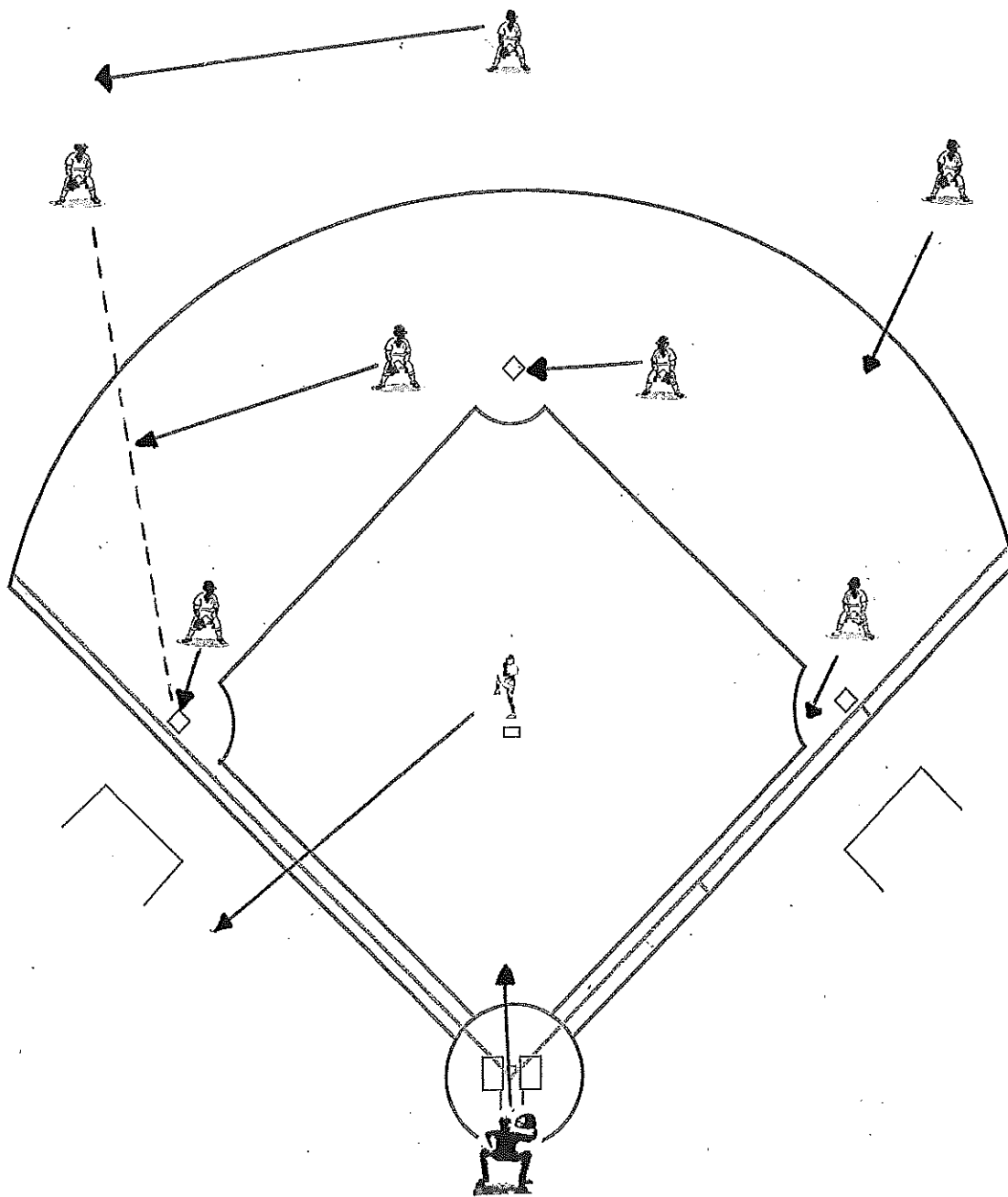
**Shortstop:**  
Move in position to be cutoff man.

**2<sup>nd</sup> Baseman:**  
Cover 2<sup>nd</sup> base for throw.

**3<sup>rd</sup> Baseman:**  
Protect 3<sup>rd</sup> base area.

**Outfielders:**  
Center fielder – back up left fielder  
Right fielder – move in toward 1<sup>st</sup> base  
area.

**SITUATION #2**  
Single to LEFT Field



**Man on 1<sup>st</sup>.**

**Pitcher:**  
Back up 3<sup>rd</sup> base.

**Catcher:**  
Protect Home plate area.

**1<sup>st</sup> Baseman:**  
Cover 1<sup>st</sup> base

**2<sup>nd</sup> Baseman:**  
Cover 2<sup>nd</sup> base.

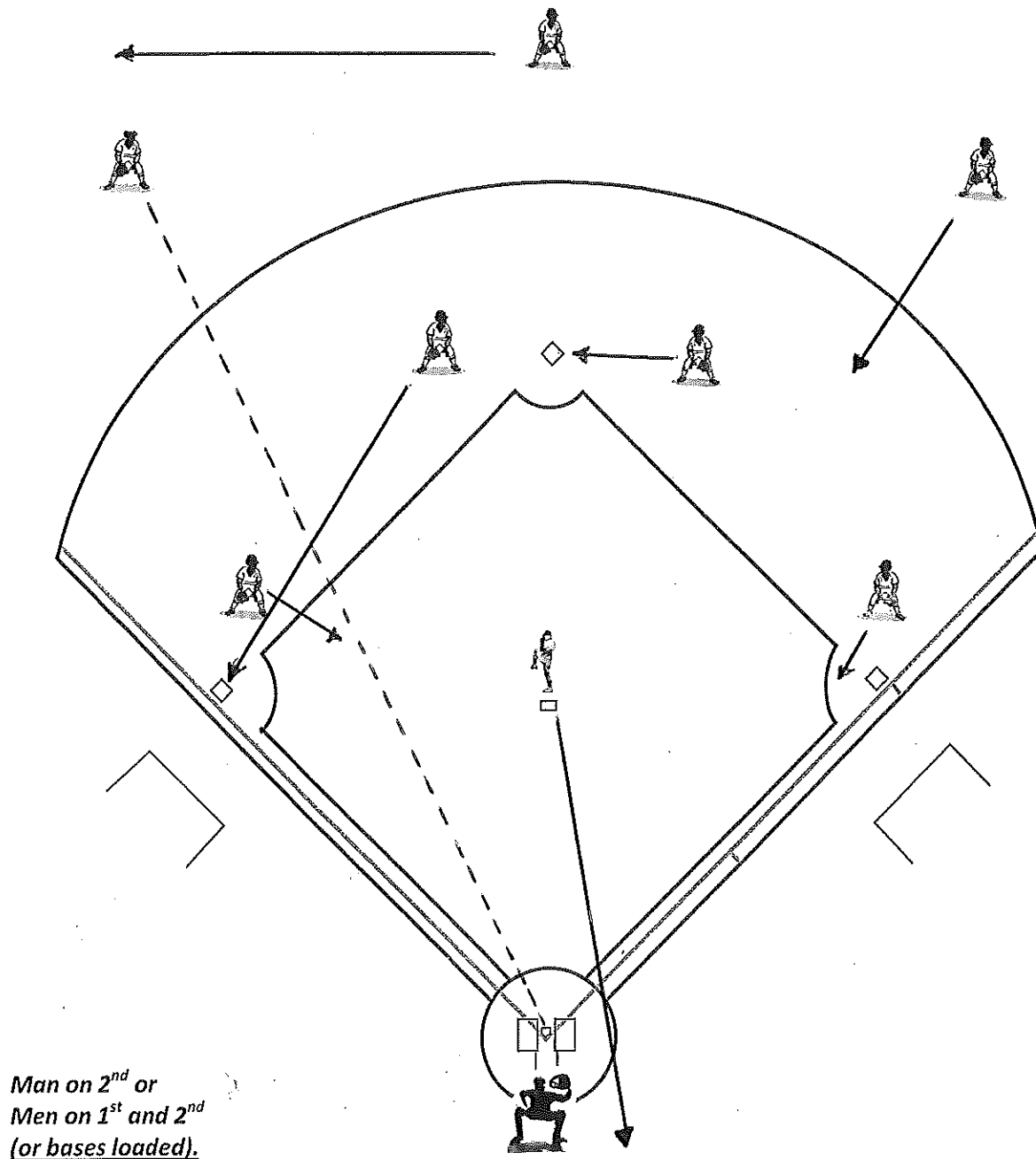
**Shortstop:**  
Move into a position to be the cut-off man on the throw to 3<sup>rd</sup> base.

**3<sup>rd</sup> Baseman:**  
Cover 3<sup>rd</sup> base area.

**Center Fielder:**  
Back up left fielder

**Right Fielder:**  
Move in toward infield area.

**SITUATION #3**  
Single to LEFT Field



**Pitcher:**  
Back home plate.

**Catcher:**  
Cover home plate.

**1<sup>st</sup> Baseman:**  
Cover 1<sup>st</sup> base

**2<sup>nd</sup> Baseman:**  
Cover 2<sup>nd</sup> base.

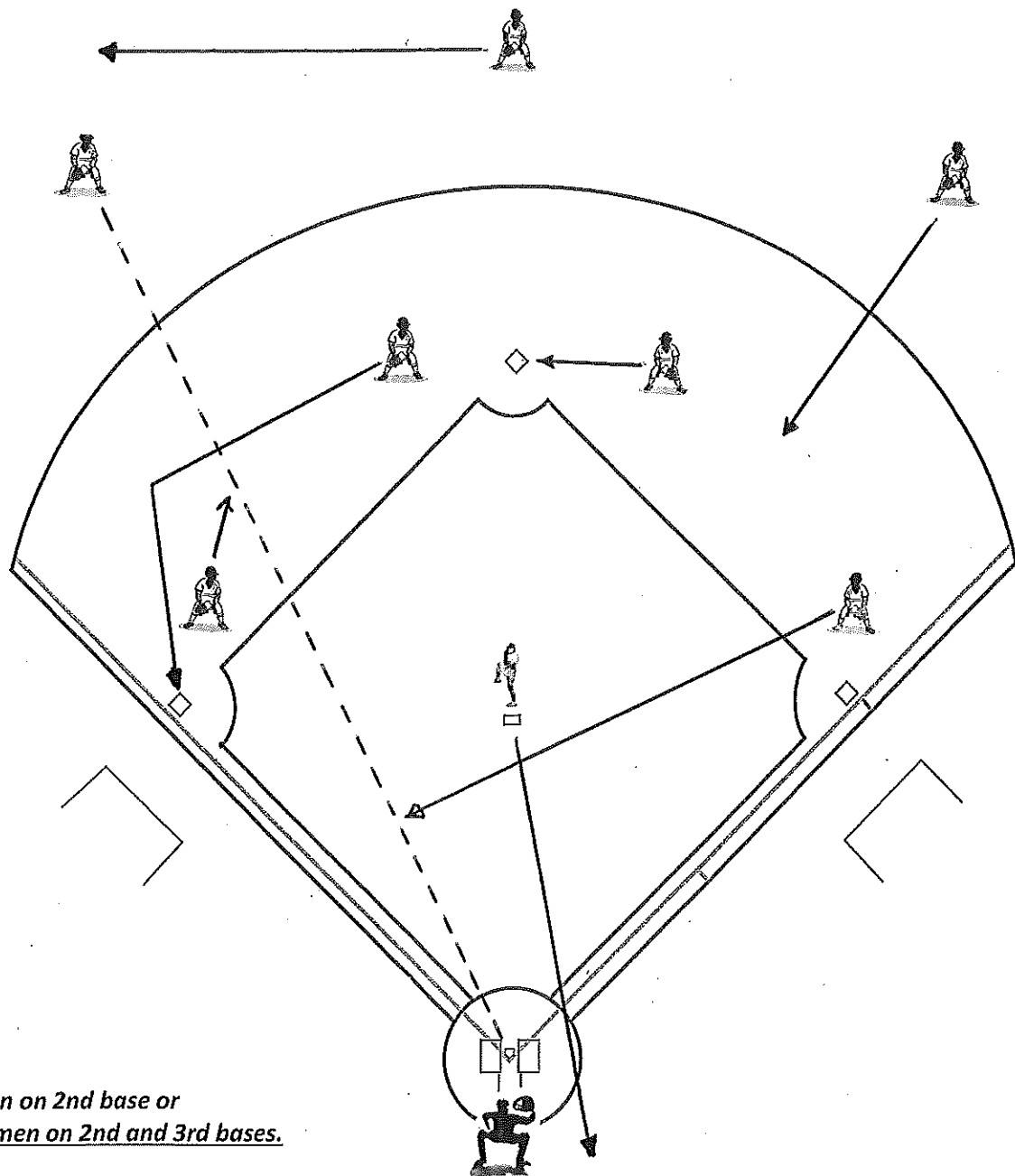
**Shortstop:**  
Cover 3<sup>rd</sup> base.

**3<sup>rd</sup> Baseman:**  
Be the cut-off man.

**Center Fielder:**  
Back up left fielder,

**Right Fielder:**  
Move in toward 2<sup>nd</sup> base area.

**SITUATION #4**  
Single to Left Field Between Shortstop and 3<sup>rd</sup> Baseman.  
(Ground Ball)



Man on 2nd base or  
or men on 2nd and 3rd bases.

**Pitcher:**

Back up home plate.

**Catcher:**

Cover home plate.

**1<sup>st</sup> Baseman:**

Cut-off man! Take a position about 45 feet away from home plate in line with left fielder and home plate.

**2<sup>nd</sup> Baseman:**

Cover 2<sup>nd</sup> base.

**Shortstop:**

May have to cover 3<sup>rd</sup> base if 3<sup>rd</sup> baseman cannot recover.

**3<sup>rd</sup> Baseman:**

Cover 3<sup>rd</sup> base if possible.

**Left Fielder:**

Make low throw to the plate.

**Center Fielder:**

Back up left fielder.

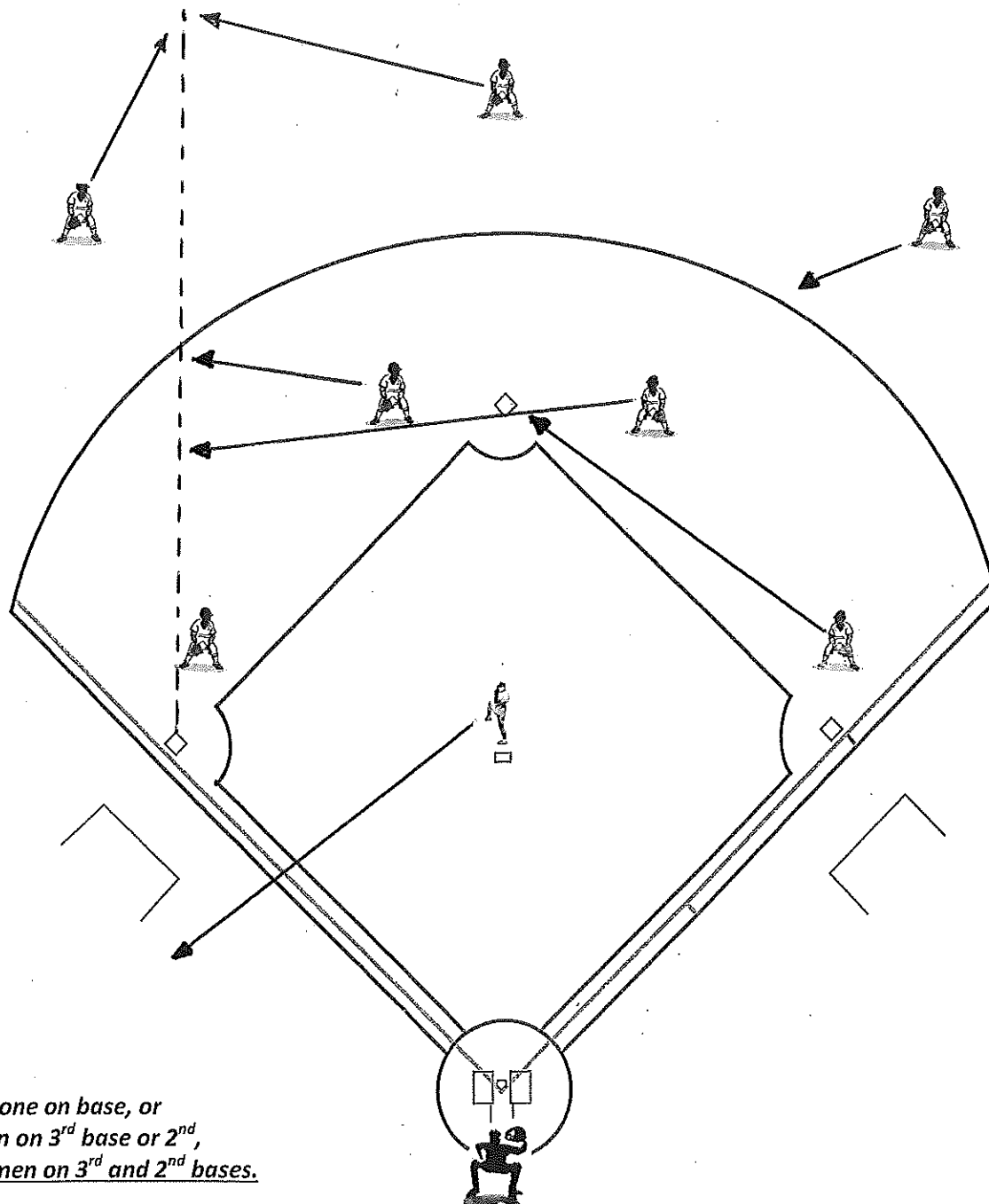
**Right Fielder:**

Move in toward infield play.

Diagram illustrating a baseball field layout with various player positions and movement paths. The diagram shows the pitcher's mound, bases, and outfield. Arrows indicate the direction of play, such as from the pitcher to the batter, and from the batter to the bases. A dashed line shows a potential path for a runner on base.

Move in toward infield play.

**SITUATION #5**  
Double, possible triple, to left center.



*No one on base, or  
man on 3<sup>rd</sup> base or 2<sup>nd</sup>,  
or men on 3<sup>rd</sup> and 2<sup>nd</sup> bases.*

**Pitcher:**

Back up 3<sup>rd</sup> base in line with throw.

**Catcher:**

Protect home plate.

**1<sup>st</sup> Baseman:**

Trail the runner to 2<sup>nd</sup> base,  
cover the bag, ready for a  
play if runner rounds base too far.

**2<sup>nd</sup> Baseman:**

Trail about 30 feet behind shortstop  
in line with 3<sup>rd</sup> base.

**Shortstop:**

Go to a spot in left center to become  
relay man.

**3<sup>rd</sup> Baseman:**

Cover 3<sup>rd</sup> base; stand on left side of base.

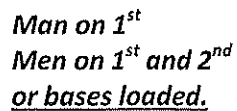
**Center Fielder:**

Back up left fielder.

**Right Fielder:**

Move in toward 2<sup>nd</sup> base.

Double, possible triple, to left center.



Go half way between home and 3<sup>rd</sup> and then back up the base where throw is going.

Protect home plate.

Be the cut-off man.

Trail about 30 feet behind shortstop  
in line with home plate.

Go to a spot in left center to become relay man.

Cover 3<sup>rd</sup> base; stand on left side of base.

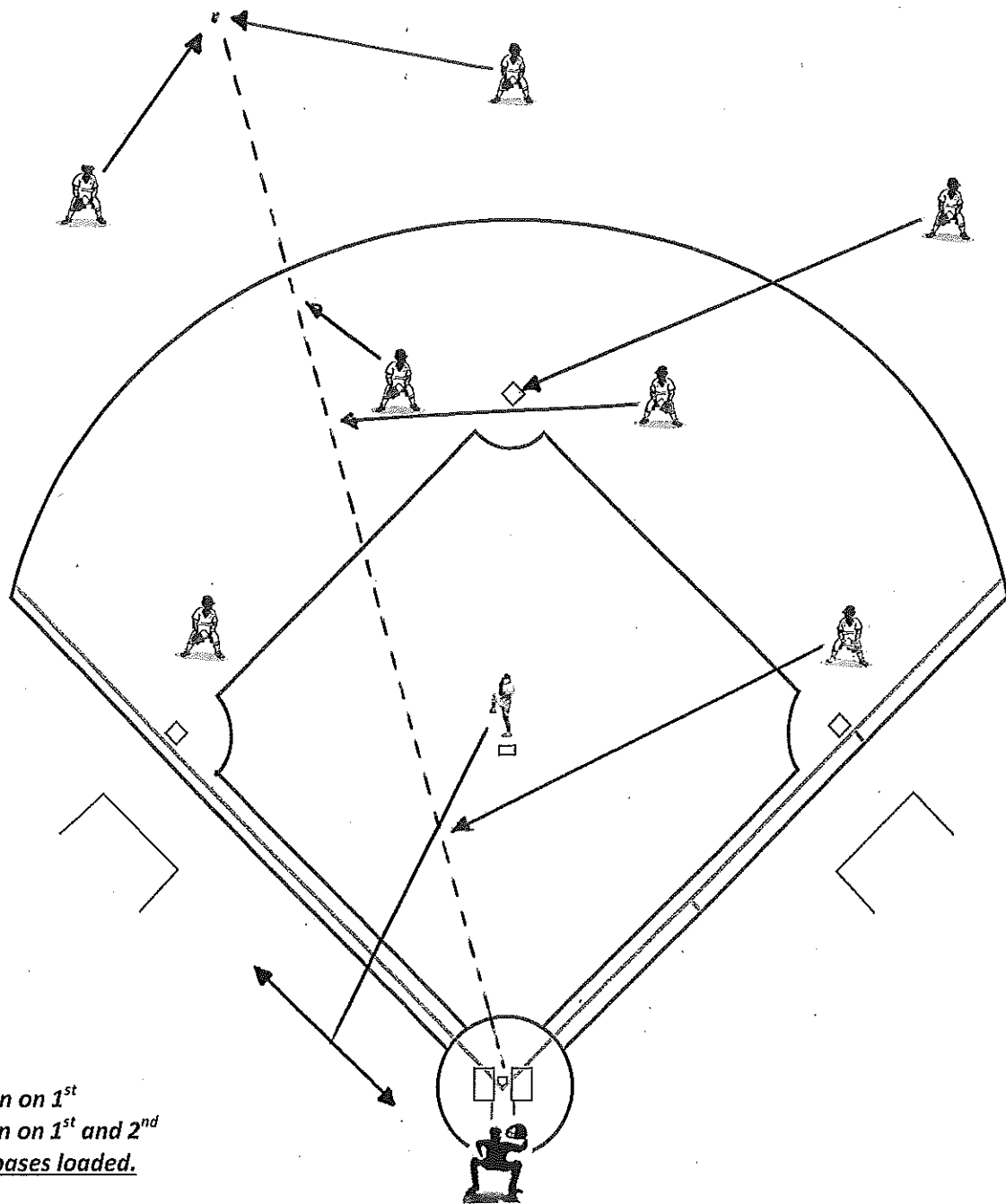
Back up the left fielder.

Move in to cover 2<sup>nd</sup> base.



## SITUATION #6

Double, possible triple, down left center.



*Man on 1<sup>st</sup>  
Men on 1<sup>st</sup> and 2<sup>nd</sup>  
or bases loaded.*

### Pitcher:

Go half way between home and 3<sup>rd</sup> and then back up the base where throw is going.

### Catcher:

Protect home plate.

### 1<sup>st</sup> Baseman:

Be the cut-off man.

### 2<sup>nd</sup> Baseman:

Trail about 30 feet behind shortstop in line with home plate.

### Shortstop:

Go to a spot in left center to become relay man.

### 3<sup>rd</sup> Baseman:

Cover 3<sup>rd</sup> base; stand on left side of base.

### Center Fielder:

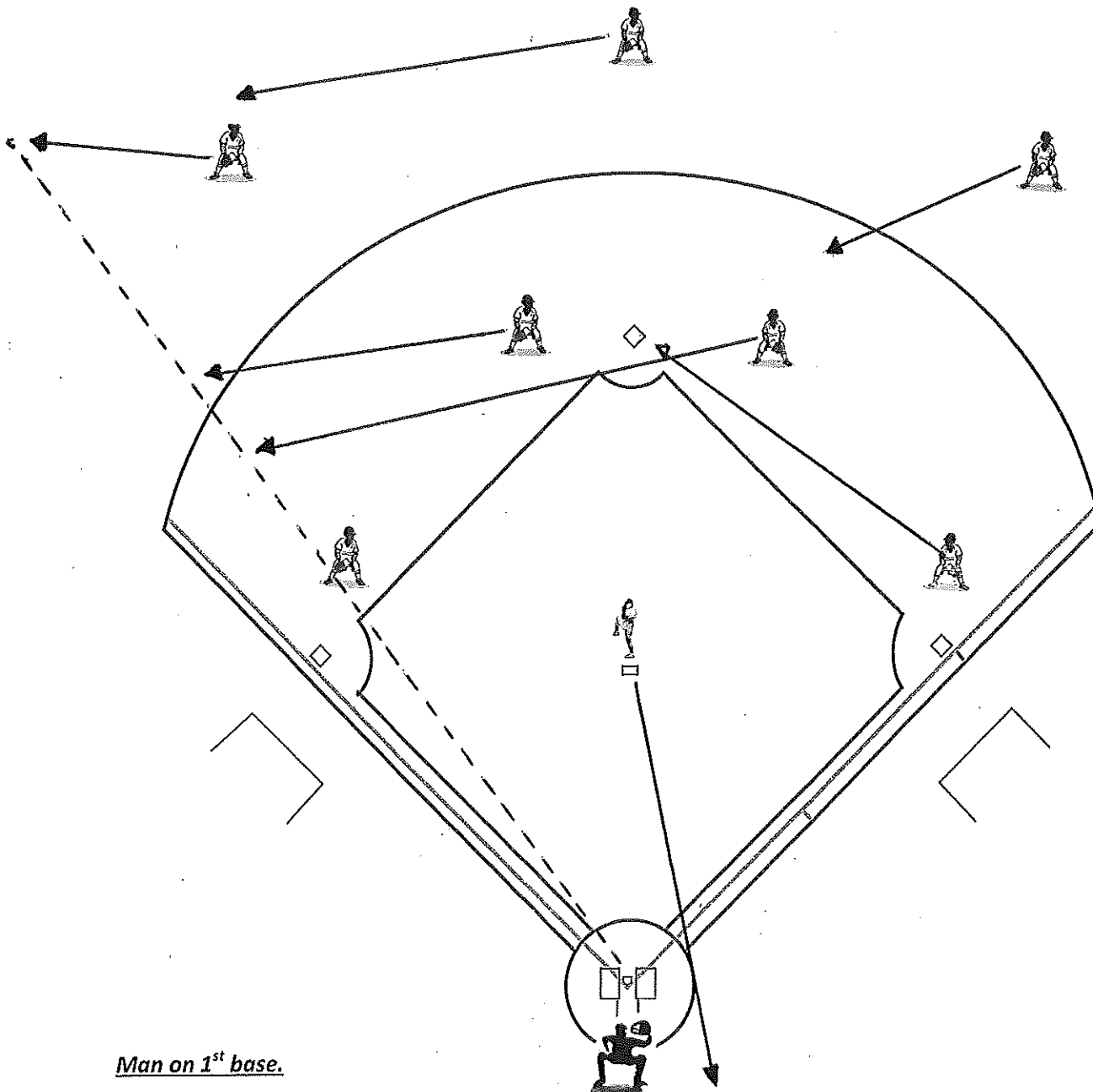
Back up the left fielder.

### Right Fielder:

Move in to cover 2<sup>nd</sup> base.

### SITUATION #7

Double, possible triple, down left field foul line.



Man on 1<sup>st</sup> base.

**Pitcher:**  
Back up home plate.

**Catcher:**  
Cover home plate.

**1<sup>st</sup> Baseman:**  
Cover 2<sup>nd</sup> base.

**2<sup>nd</sup> Baseman:**  
Become trailer behind the shortstop.

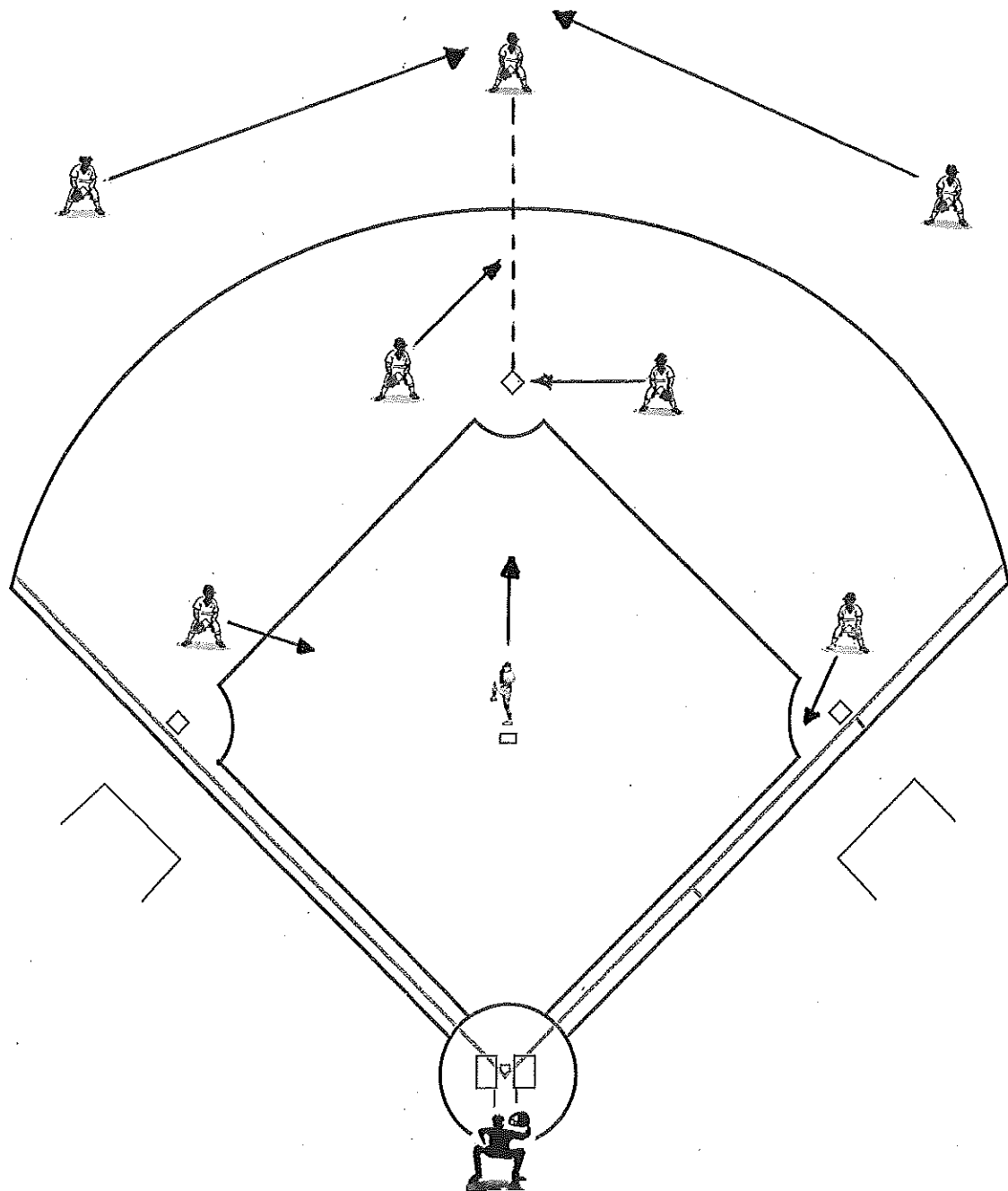
**Shortstop:**  
Relay man! (20 feet inside line)

**3<sup>rd</sup> Baseman:**  
Cover 3<sup>rd</sup> base.

**Center Fielder:**  
Back up left fielder.

**Right Fielder:**  
Move toward infield area.

**SITUATION #8**  
Single to **CENTER** Field  
No one on base



**Pitcher:**  
Move to a position half way  
Between mound and 2<sup>nd</sup>.

**Catcher:**  
Protect home plate area.

**1<sup>st</sup> Baseman:**  
Make sure the runner tags the  
base in making the turn, then  
cover 1<sup>st</sup> base.

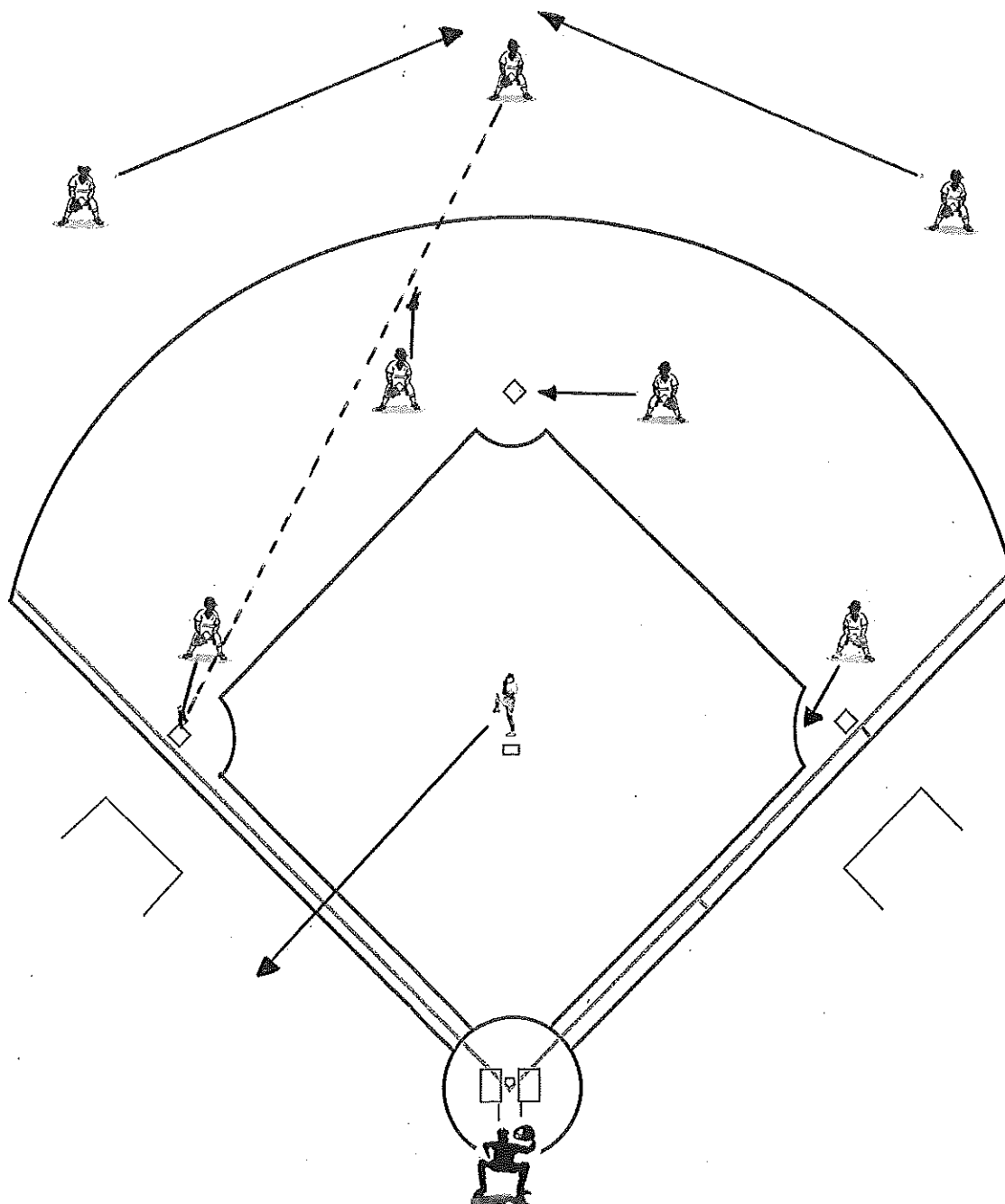
**Shortstop:**  
Move in cut-off position.

**2<sup>nd</sup> Baseman:**  
Cover 2<sup>nd</sup> base for throw.

**3<sup>rd</sup> Baseman:**  
Protect 3<sup>rd</sup> base area.

**Outfielders:**  
Left and right fielders-  
back up center fielder.

**SITUATION #9**  
Single to CENTER Field



**Man on 1<sup>st</sup>.**

**Pitcher:**  
Back up 3<sup>rd</sup> base.

**Catcher:**  
Protect home plate area.

**1<sup>st</sup> Baseman:**

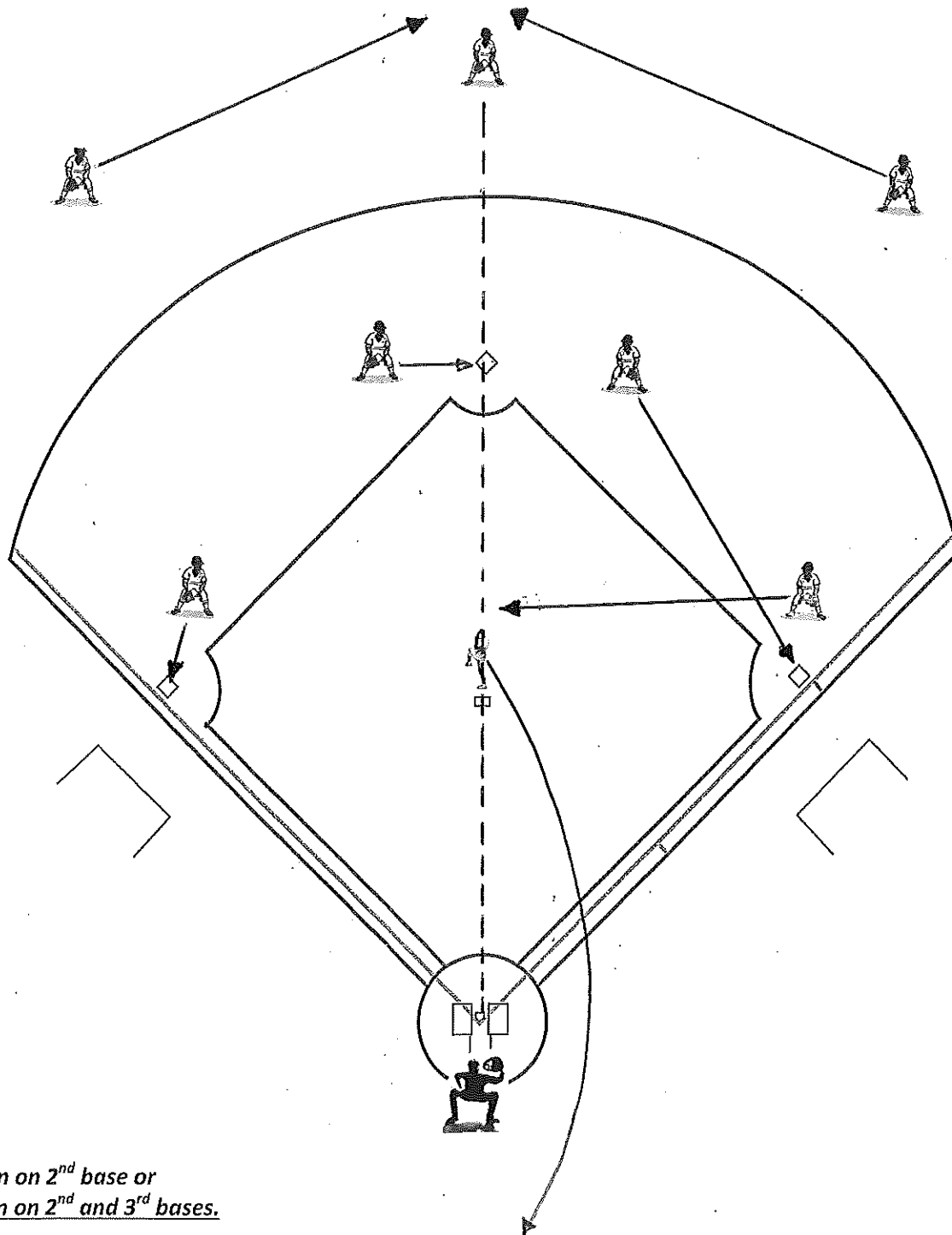
**2<sup>nd</sup> Baseman:**  
Cover 2<sup>nd</sup> base.

**Shortstop:**  
Be cut-off man on throw from center field to 3<sup>rd</sup> base.

**3<sup>rd</sup> Baseman:**  
Cover 3<sup>rd</sup> base.

**Left and Right Fielders:**  
Back up center fielder.

**SITUATION #10**  
Single to CENTER Field



*Man on 2<sup>nd</sup> base or  
Men on 2<sup>nd</sup> and 3<sup>rd</sup> bases.*

**Pitcher:**  
Back Home plate.

**Catcher:**  
Cover Home plate.

**1<sup>st</sup> Baseman:**  
Be the cut-off man.

**2<sup>nd</sup> Baseman:**  
Go after ball. If possible  
return to cover 1<sup>st</sup> base.

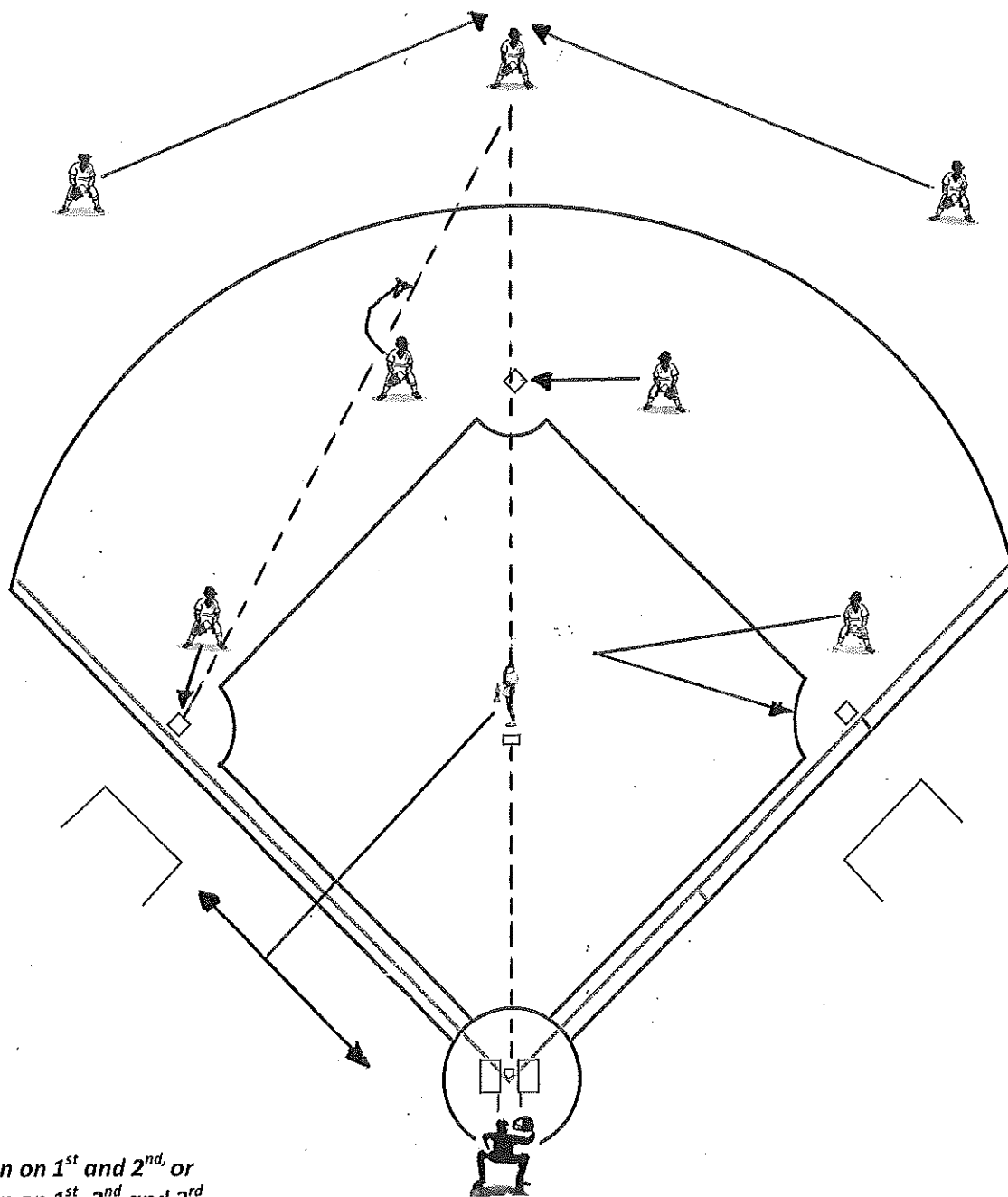
**Shortstop:**  
Go after ball. Then cover 2<sup>nd</sup> base.

**3<sup>rd</sup> Baseman:**  
Cover 3<sup>rd</sup> base.

**Left Fielder:**  
Back up center fielder.

**Right Fielder:**  
Back up center fielder.

**SITUATION #11**  
Single to CENTER Field



*Men on 1<sup>st</sup> and 2<sup>nd</sup>, or  
Men on 1<sup>st</sup>, 2<sup>nd</sup> and 3<sup>rd</sup>.*

**Pitcher:**

Go halfway between home and 3<sup>rd</sup> base and then back up the base where the throw is going.

**Catcher:**

Cover Home plate.

**1<sup>st</sup> Baseman:**

Move into a spot 45 feet from home plate in line with the throw, to be cut-off man. If throw goes to 3<sup>rd</sup> base, hustle back to let 1<sup>st</sup> base cover that bag.

**2<sup>nd</sup> Baseman:**

Cover 2<sup>nd</sup> base.

**Shortstop:**

Be the cut-off man for a possible throw to 3<sup>rd</sup> base.

**3<sup>rd</sup> Baseman:**

Cover 3<sup>rd</sup> base.

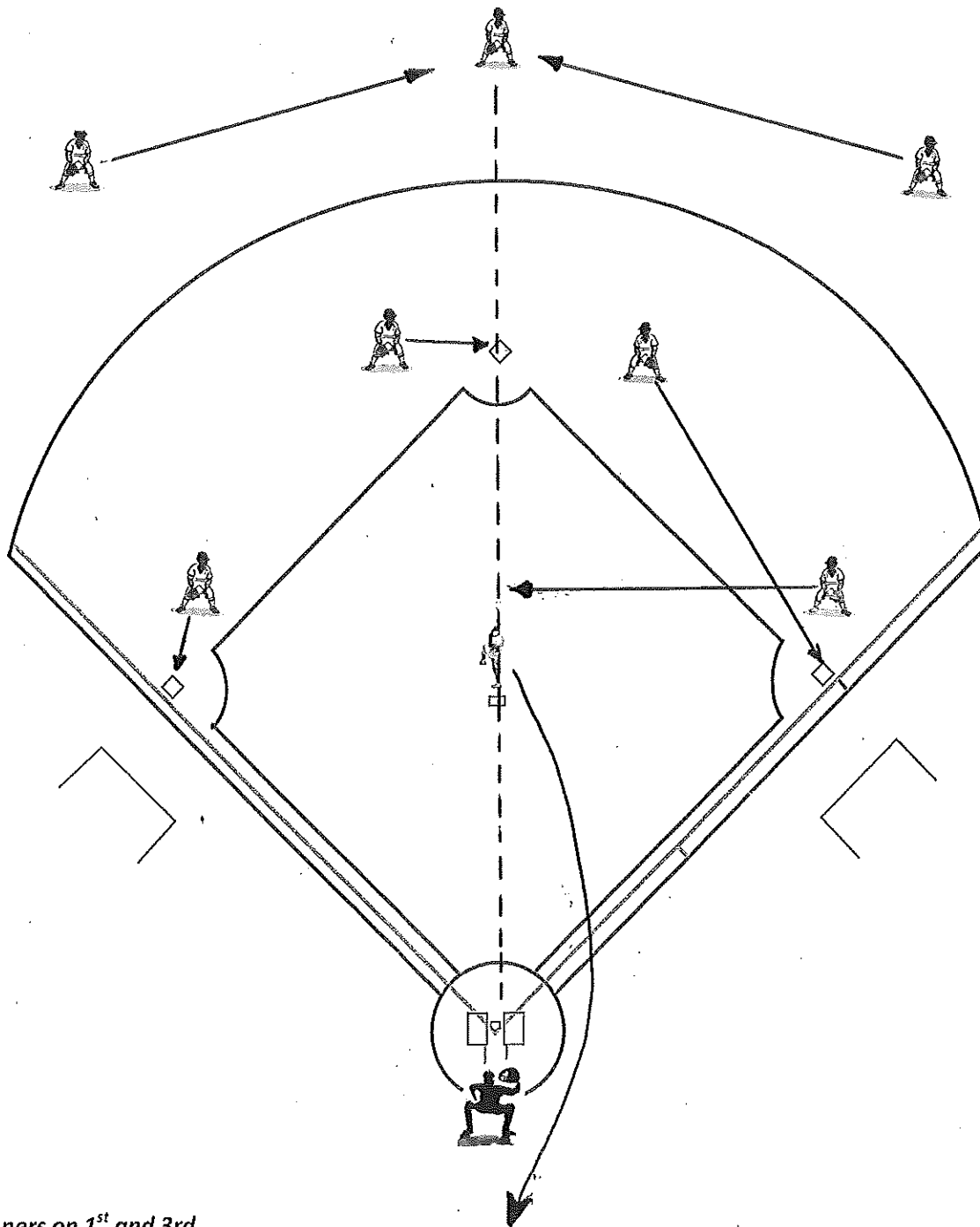
**Left Fielder:**

Back up center fielder.

**Right Fielder:**

Back up center fielder.

**SITUATION #12**  
Fly ball to CENTER Field or RIGHT Field



**Runners on 1<sup>st</sup> and 3<sup>rd</sup>  
or bases loaded.**

**Pitcher:**  
Back home plate.

**Catcher:**  
Cover home plate.

**1<sup>st</sup> Baseman:**  
Be the cut-off man.

**2<sup>nd</sup> Baseman:**  
Cover 1<sup>st</sup> base.

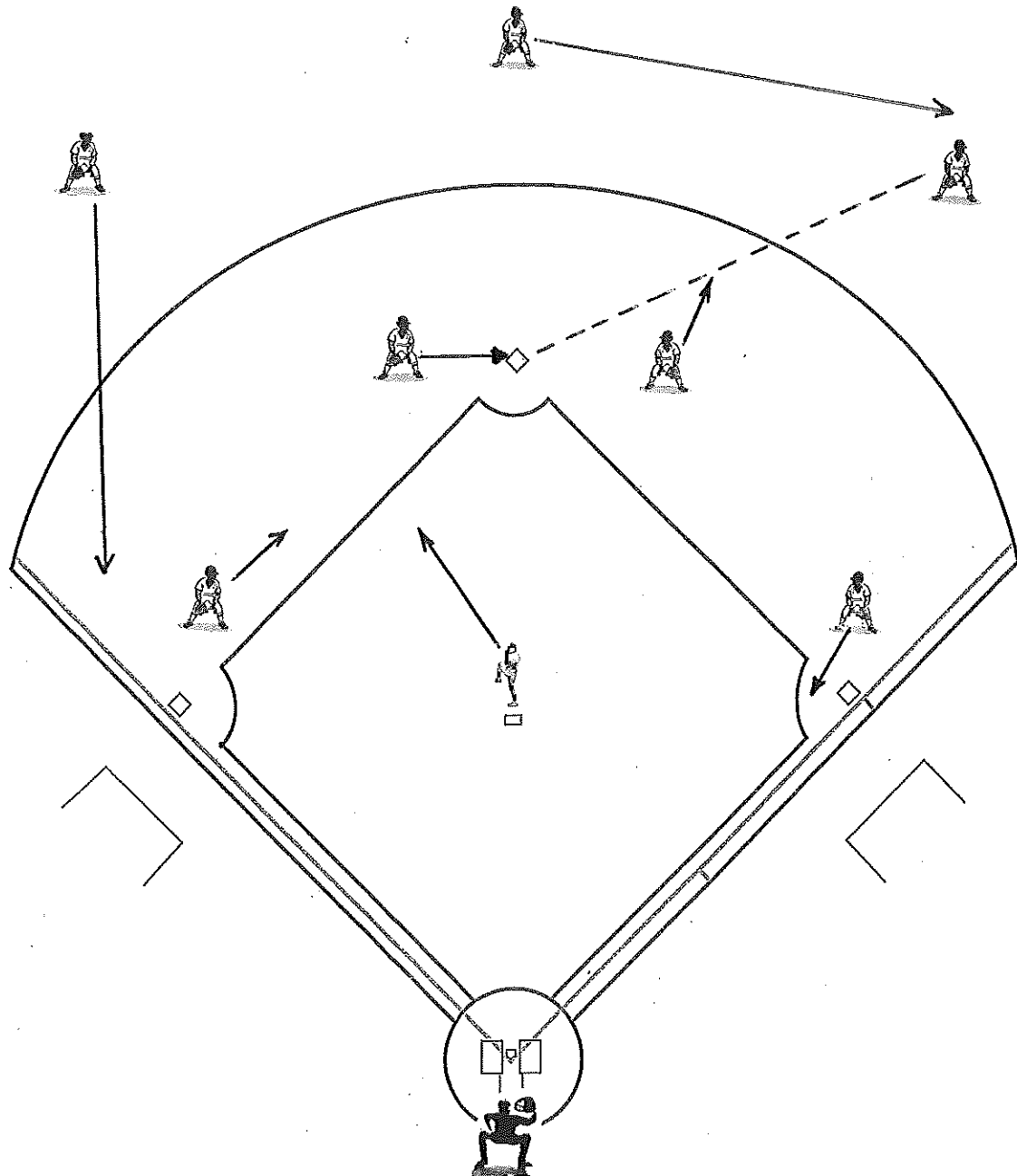
**Shortstop:**  
Cover 2<sup>nd</sup> base.

**3<sup>rd</sup> Baseman:**  
Cover 3<sup>rd</sup> base.

**Left Fielder:**  
Move toward fly ball.

**Right Fielder:**  
Move toward fly ball.

**SITUATION #13**  
Single to RIGHT Field  
No one on base



**Pitcher:**

Move to a position halfway between mound and 2<sup>nd</sup>.

**Catcher:**

Protect home plate area.

**1<sup>st</sup> Baseman:**

Make sure the runner tags the base in making the turn, then cover 1<sup>st</sup> base.

**Shortstop:**

Cover 2<sup>nd</sup>, to take throw from right fielder.

**2<sup>nd</sup> Baseman:**

Be cut-off man.

**3<sup>rd</sup> Baseman:**

Protect 3<sup>rd</sup> base area.

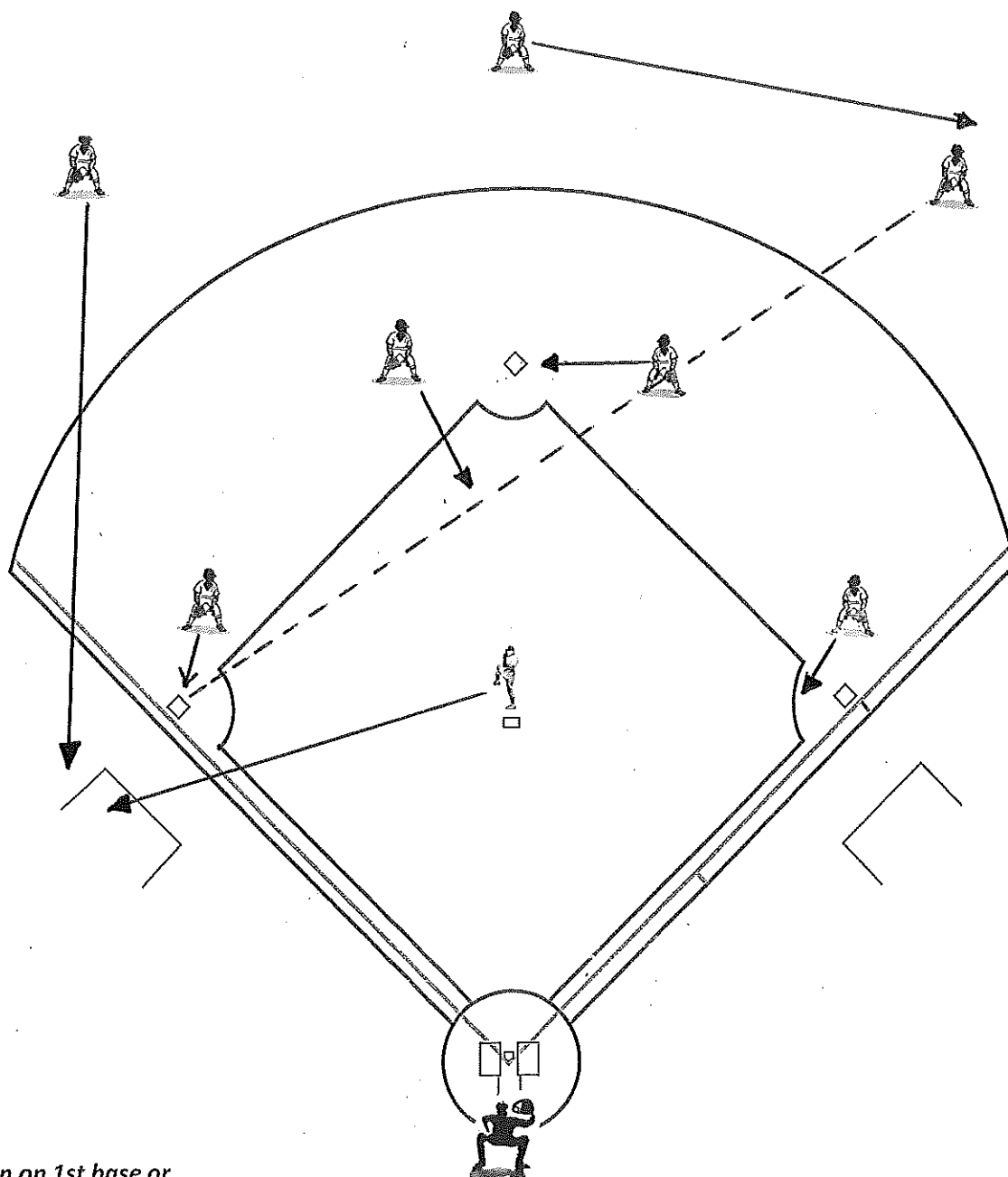
**Outfielders:**

Center fielder – back up right fielder.

Left fielder – move in toward 3<sup>rd</sup> base.



**SITUATION #14**  
Single to RIGHT Field



*Man on 1st base or  
Men on 3<sup>rd</sup> and 1<sup>st</sup>.*

**Pitcher:**

Back up 3<sup>rd</sup> base in line with throw.

**Catcher:**

Protect home plate.

**1<sup>st</sup> Baseman:**

Cover 1<sup>st</sup> base. Make sure runner tags 1<sup>st</sup> base.

**2<sup>nd</sup> Baseman:**

Cover 2<sup>nd</sup> base. Make sure runner tags 2<sup>nd</sup> base.

**Shortstop:**

Station yourself about 45 feet from 3<sup>rd</sup> base, on a direct line from 3<sup>rd</sup> base to the outfielder fielding the ball.

**3<sup>rd</sup> Baseman:**

Cover 3<sup>rd</sup> base.

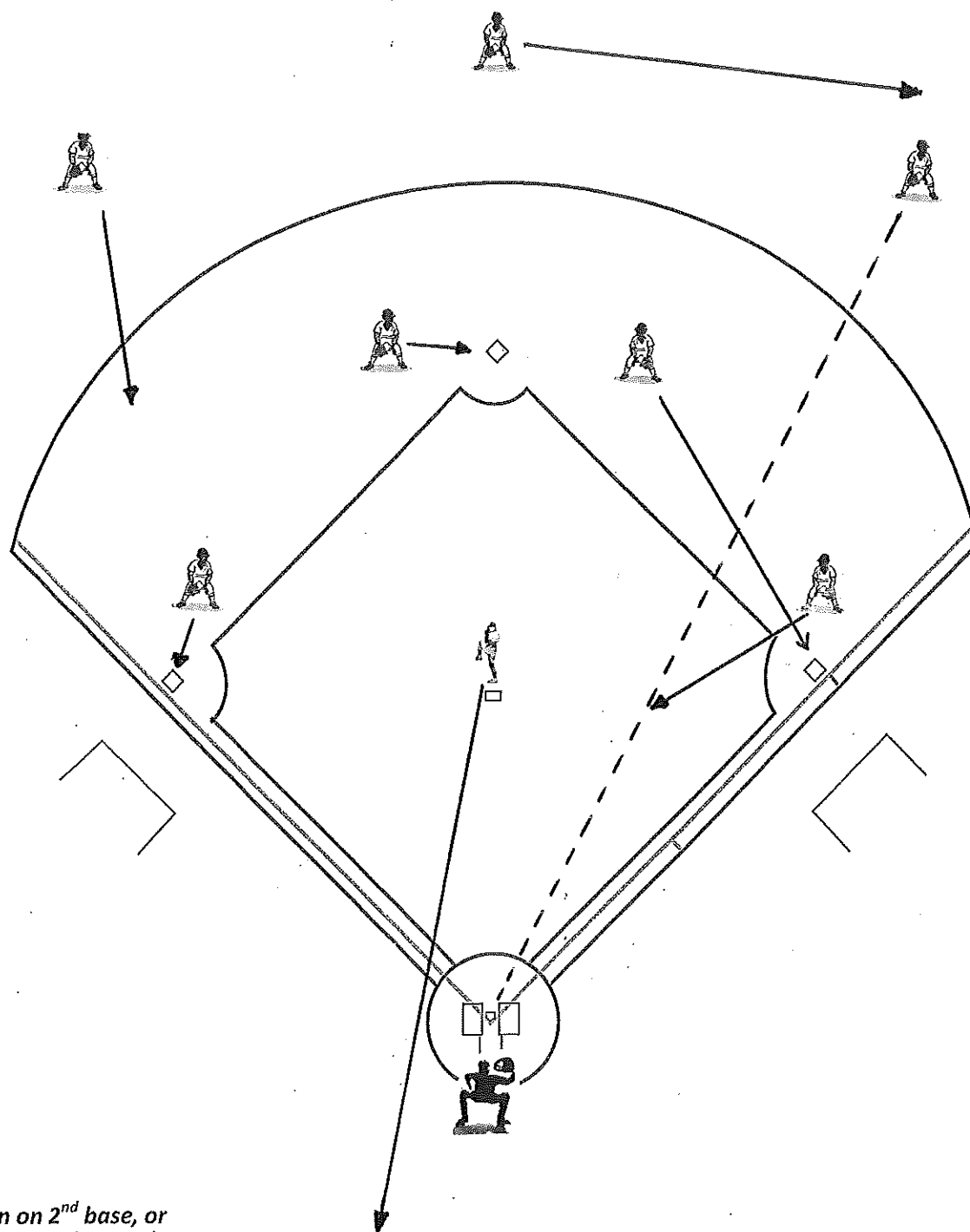
**Left Fielder:**

Move in toward 3<sup>rd</sup> base.

**Center Fielder:**

Back up right fielder.

**SITUATION #15**  
Single to RIGHT Field



Man on 2<sup>nd</sup> base, or  
Men on 2<sup>nd</sup> and 3<sup>rd</sup> bases.

**Pitcher:**  
Back up home plate.

**Catcher:**  
Cover home plate.

**1<sup>st</sup> Baseman:**  
Take position about 45 feet from  
home plate to become cut-off man.

**2<sup>nd</sup> Baseman:**  
Cover 1<sup>st</sup> base.

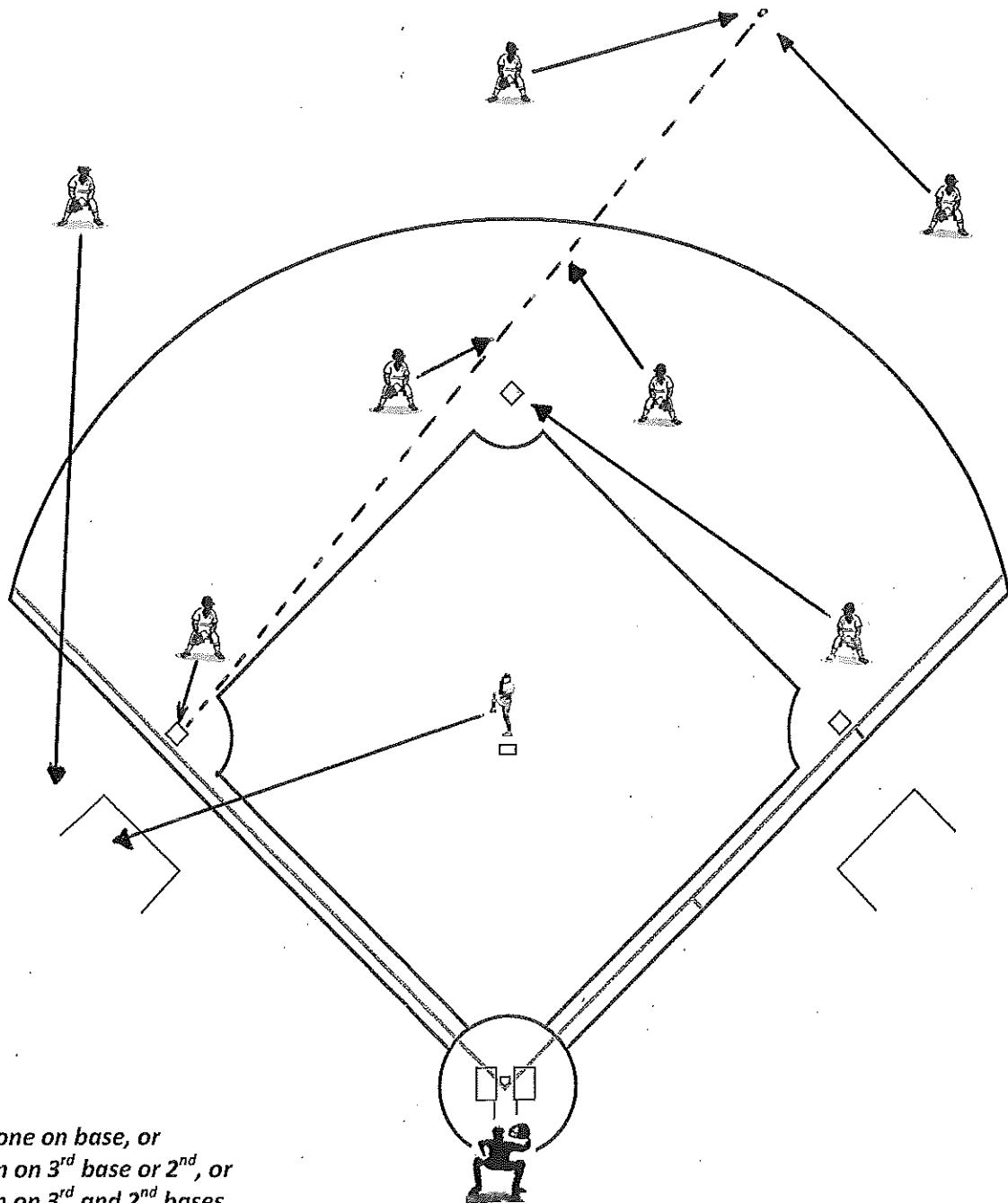
**Shortstop:**  
Cover 2<sup>nd</sup> base.

**3<sup>rd</sup> Baseman:**  
Cover 3<sup>rd</sup> base.

**Left Fielder:**  
Move in toward 2<sup>nd</sup> base.

**Center Fielder:**  
Back up right fielder.

**SITUATION #16**  
Double, possible triple, to RIGHT CENTER Field



**Pitcher:**  
Back up 3<sup>rd</sup> base. Get as deep as possible.

**Catcher:**  
Protect home plate.

**1<sup>st</sup> Baseman:**  
Trail the runner to 2<sup>nd</sup> base; cover the bag, ready for a play at that base.

**2<sup>nd</sup> Baseman:**  
Go to spot in center field, line with 3<sup>rd</sup>, to become relay man.

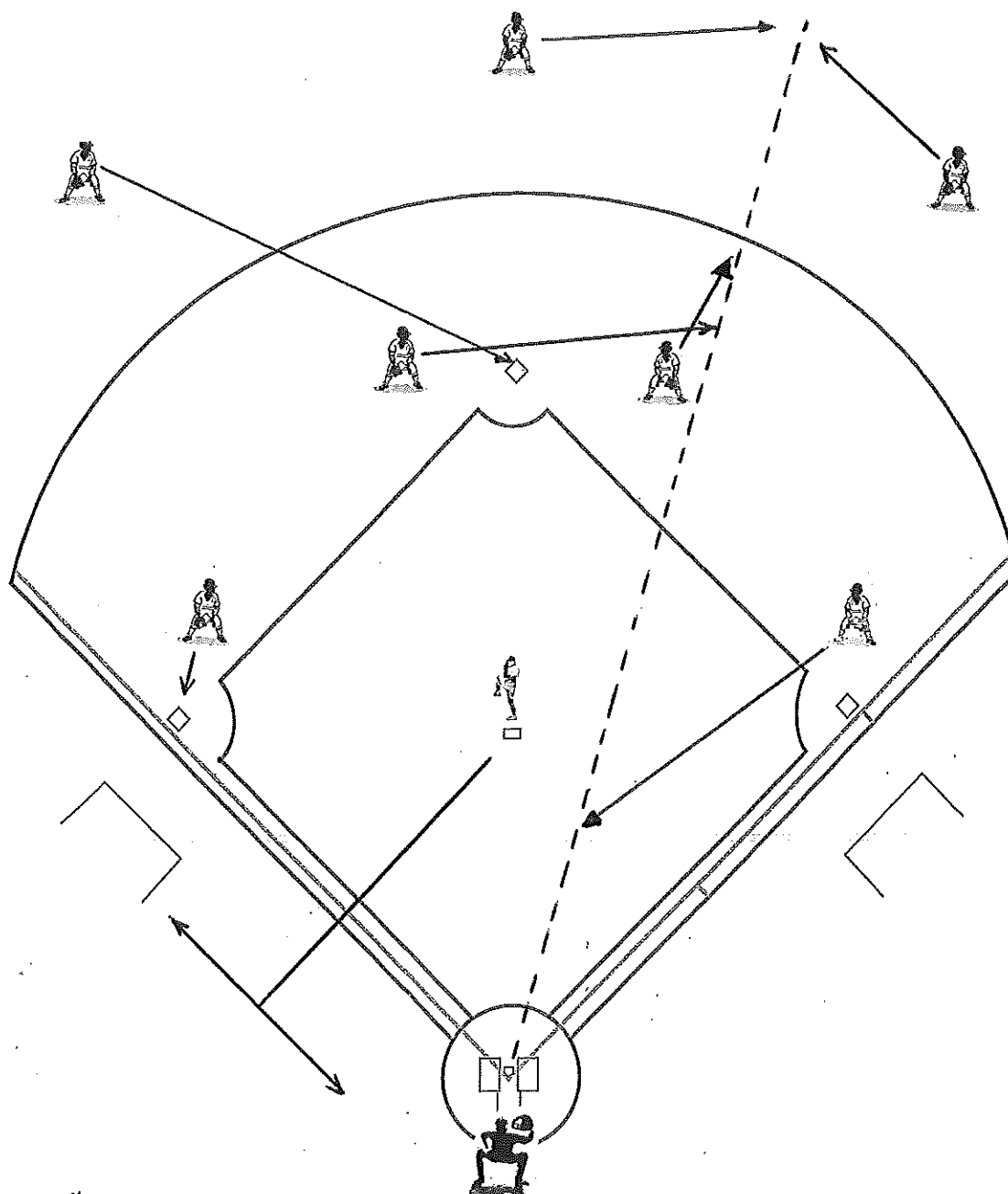
**Shortstop:**  
Trail about 30 feet behind 2<sup>nd</sup> baseman, in line with 3<sup>rd</sup> base to become relay man.

**3<sup>rd</sup> Baseman:**  
Cover 3<sup>rd</sup> base.

**Left Fielder:**  
Move in toward 3<sup>rd</sup> base.

**Right Fielder:**  
Back up center fielder.

**SITUATION #17**  
Double, possible triple, to RIGHT CENTER Field



*Man on 1<sup>st</sup> base, or  
Men on 1<sup>st</sup> and 2<sup>nd</sup> bases  
or bases loaded.*

**Pitcher:**  
Go halfway between 3<sup>rd</sup> and the  
plate to see where the throw is coming,  
and then back up either base.

**Catcher:**  
Cover Home plate.

**1<sup>st</sup> Baseman:**  
Be the cut-off man.

**2<sup>nd</sup> Baseman:**  
Become relay man.

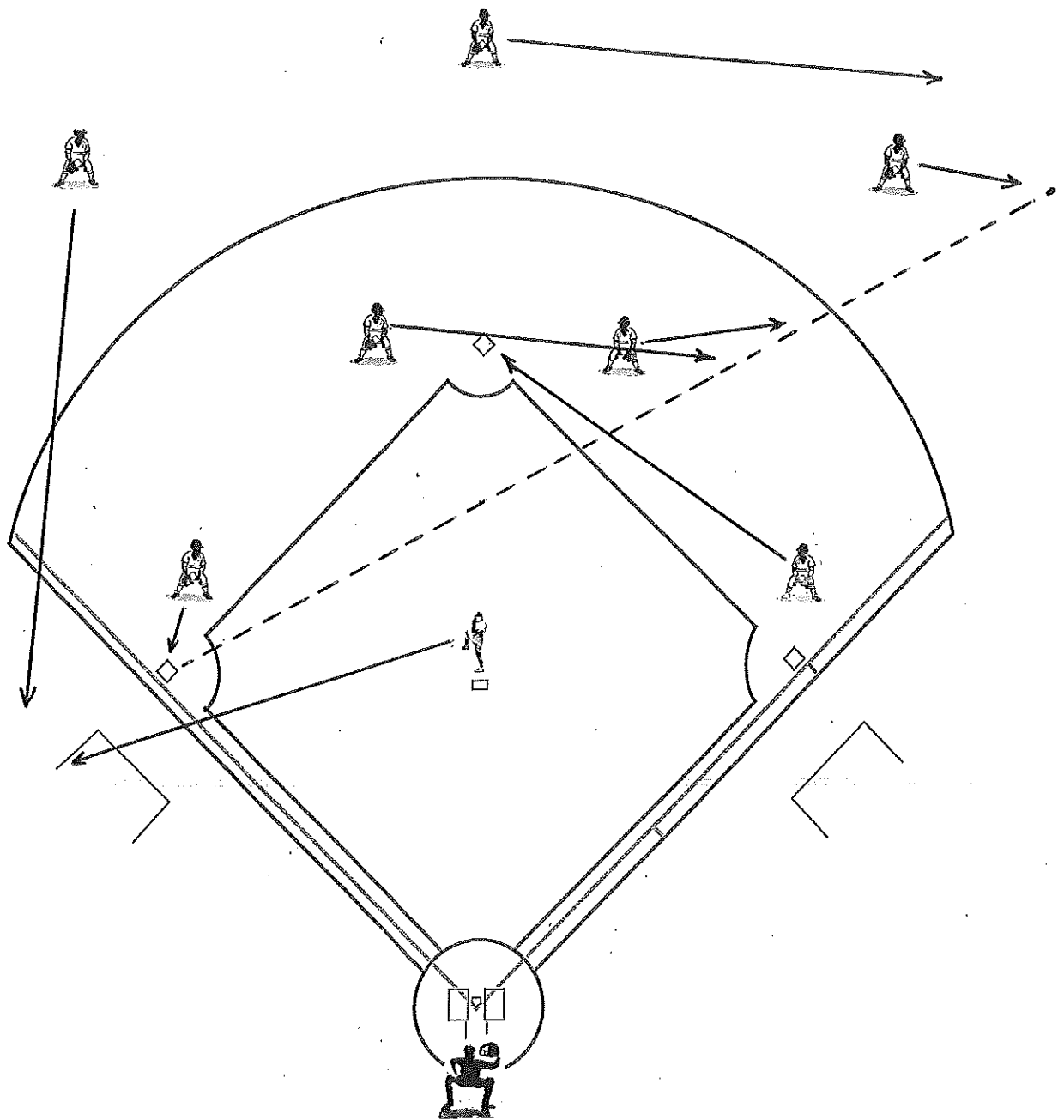
**3rd Baseman:**  
Cover 3<sup>rd</sup> base.

**Shortstop:**  
Be trailer relay man, then return  
and cover 2<sup>nd</sup> base.

**Left Fielder:**  
Move into area behind 3<sup>rd</sup> base.

**Right Fielder and Center Fielder:**  
Go after ball.

**SITUATION #18**  
Double, possible triple, down RIGHT FIELD line



No one on base.

**Pitcher:**  
Back up 3<sup>rd</sup> base.

**Catcher:**  
Protect home plate area.

**1<sup>st</sup> Baseman:**  
Trail runner into 2<sup>nd</sup> base.

**2nd Baseman:**  
Become 1<sup>st</sup> relay man.

**Shortstop:**  
Become trailer relay man.

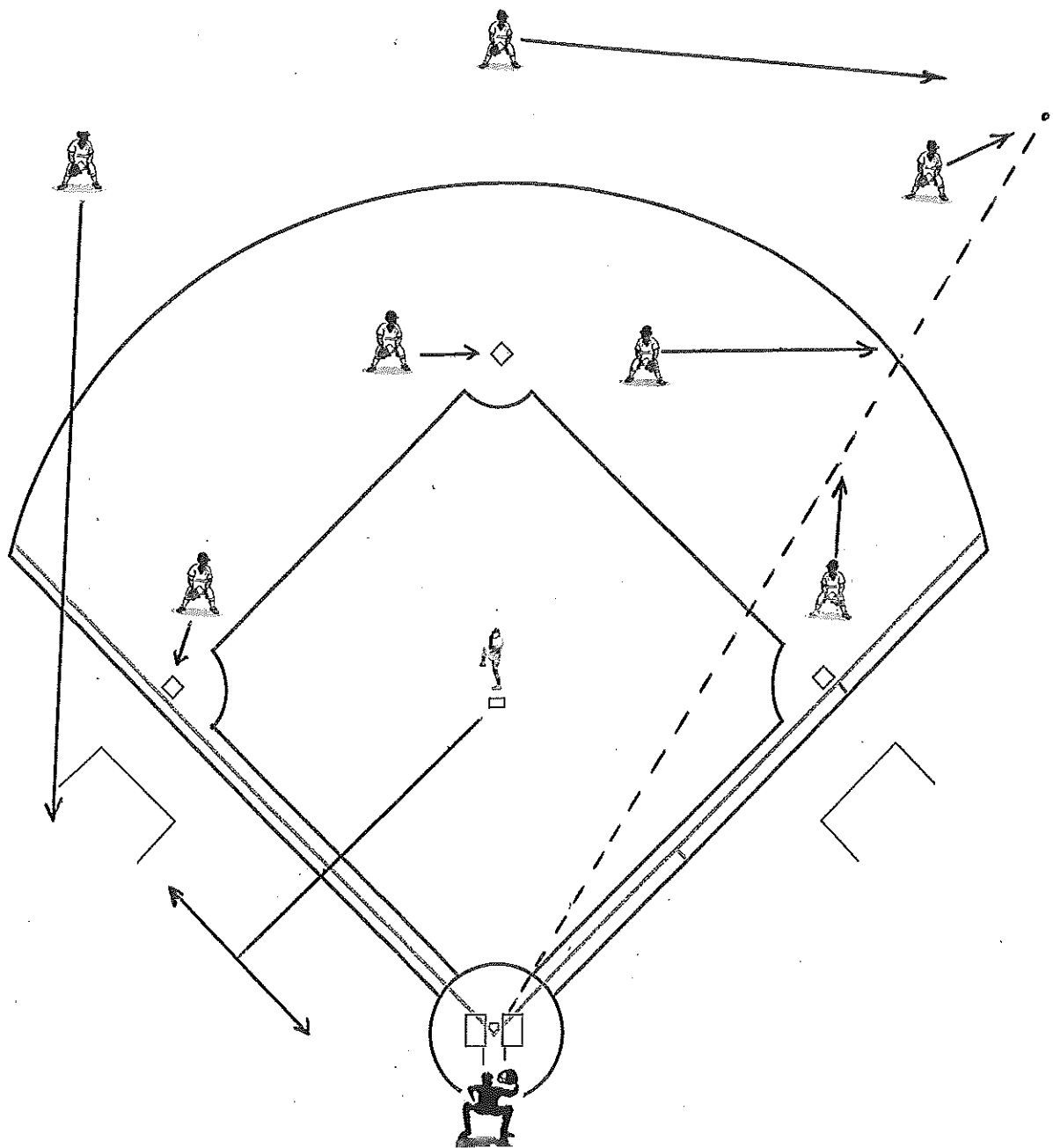
**3<sup>rd</sup> Baseman:**  
Cover 3<sup>rd</sup> base.

**Left Fielder:**  
Move into area behind 3<sup>rd</sup> base.

**Center Fielder:**  
Back up right fielder.

# SITUATION #19

Double, possible triple, down RIGHT FIELD line



Man on 1<sup>st</sup> base.

## Pitcher:

Go Halfway between 3<sup>rd</sup> and home.  
to see where throw is going.

## Catcher:

Cover home plate.

## 1<sup>st</sup> Baseman:

Trail 2<sup>nd</sup> baseman – remain about  
30 feet back.

## 2<sup>nd</sup> Baseman:

Relay man. Go to spot in right field,  
along foul line in line with right fielder  
and home.

## Shortstop:

Cover 2<sup>nd</sup> base.

## 3<sup>rd</sup> Baseman:

Cover 3<sup>rd</sup> base.

## Left Fielder:

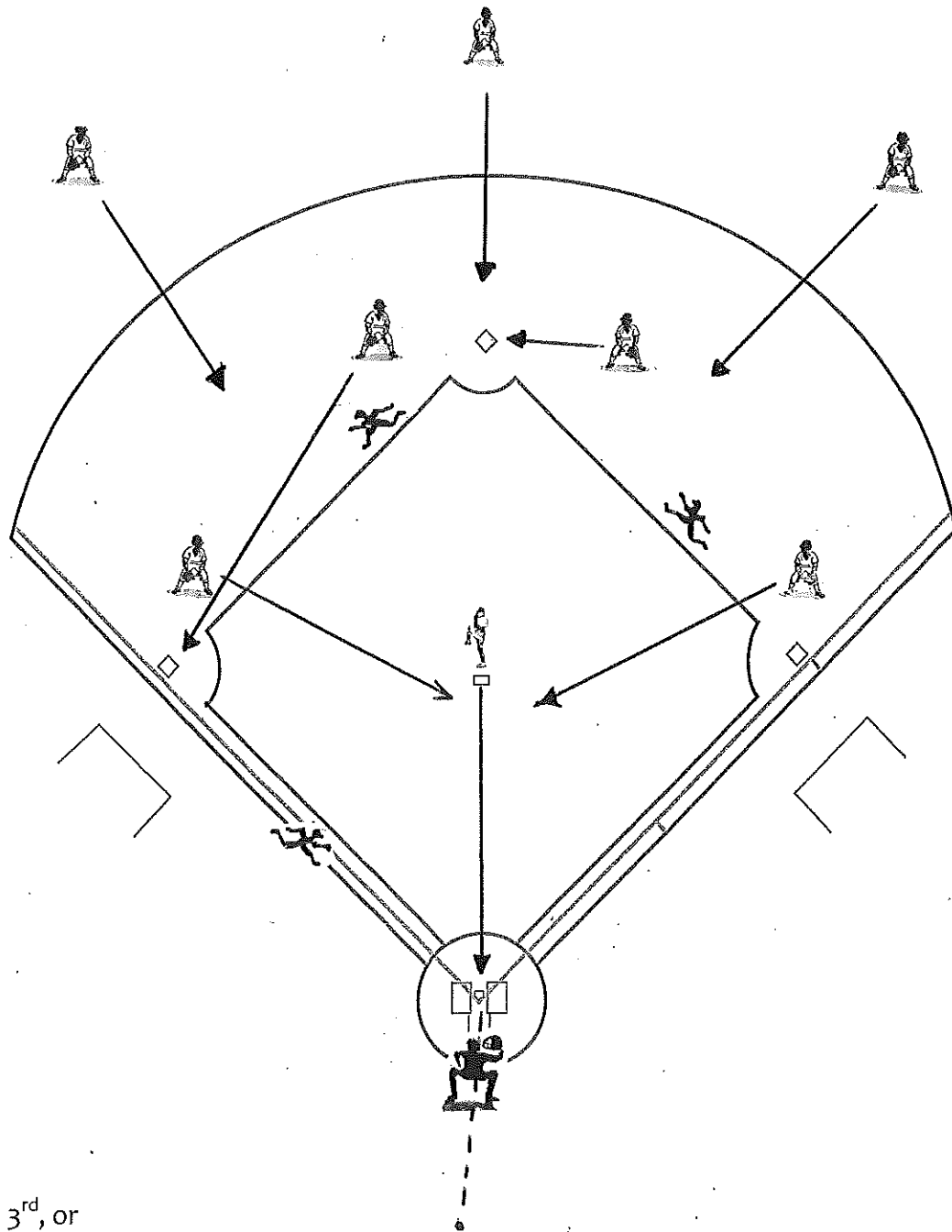
Move in toward 3<sup>rd</sup> base.

## Center Fielder:

Back up right fielder.

# **WILD PITCH ASSIGNMENTS**

Defensive Assignments for Wild Pitches and Pass Balls  
Situation #1



Runner on 3<sup>rd</sup>, or  
runners on 1<sup>st</sup> and 3<sup>rd</sup>, or  
on 1<sup>st</sup>, 2<sup>nd</sup> and 3<sup>rd</sup>.

**Pitcher:**  
Cover home plate.

**Catcher:**  
Retrieve ball.

**1<sup>st</sup> Baseman:**  
Back up the plate.

**2<sup>nd</sup> Baseman:**  
Cover 2<sup>nd</sup> base.

**Shortstop:**  
Cover 3<sup>rd</sup> base.

**3<sup>rd</sup> baseman:**  
Back up plate at the mound.

All outfielders move toward the  
infield area to help where needed.