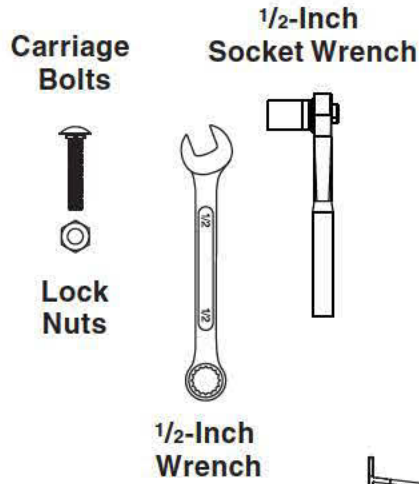




PROTECTOR™ SERIES

L-SHAPED SCREEN ASSEMBLY INSTRUCTIONS



INVENTORY

- (30) Carriage Bolts
- (30) Lock Nuts
- (1) 1/2-Inch Wrench
- (1) 1/2-Inch Socket Wrench
- (4) Legs
- (10) Frame Parts
- (15) Padded Sections
- (1) L-Shaped Netting

FRAME ASSEMBLY

Start by attaching 4 legs (B) to frame parts A and E using carriage bolts and lock nuts. (Lock Nuts should be on underside of legs).
 Note: all remaining carriage bolts should enter frame tubing from the outside, with lock nut on the inside.

Next, connect leg assembly A together with parts D and C. Also connect leg assembly E with parts G, H and F. Finger tight nuts and bolts.

Join both sides together. Finger tight nuts and bolts.

Finally, join parts I, J and K together and attach to already assembled base. Finger tight nuts and bolts.

SECURELY tighten all Bolts using socket wrench.

Note: inside nut on part G must be tightened with 1/2-inch wrench.

PADDING

Using PADDING illustration, attach all padded sections to locations shown. Note: pad seams should all be on inside edge of frame.

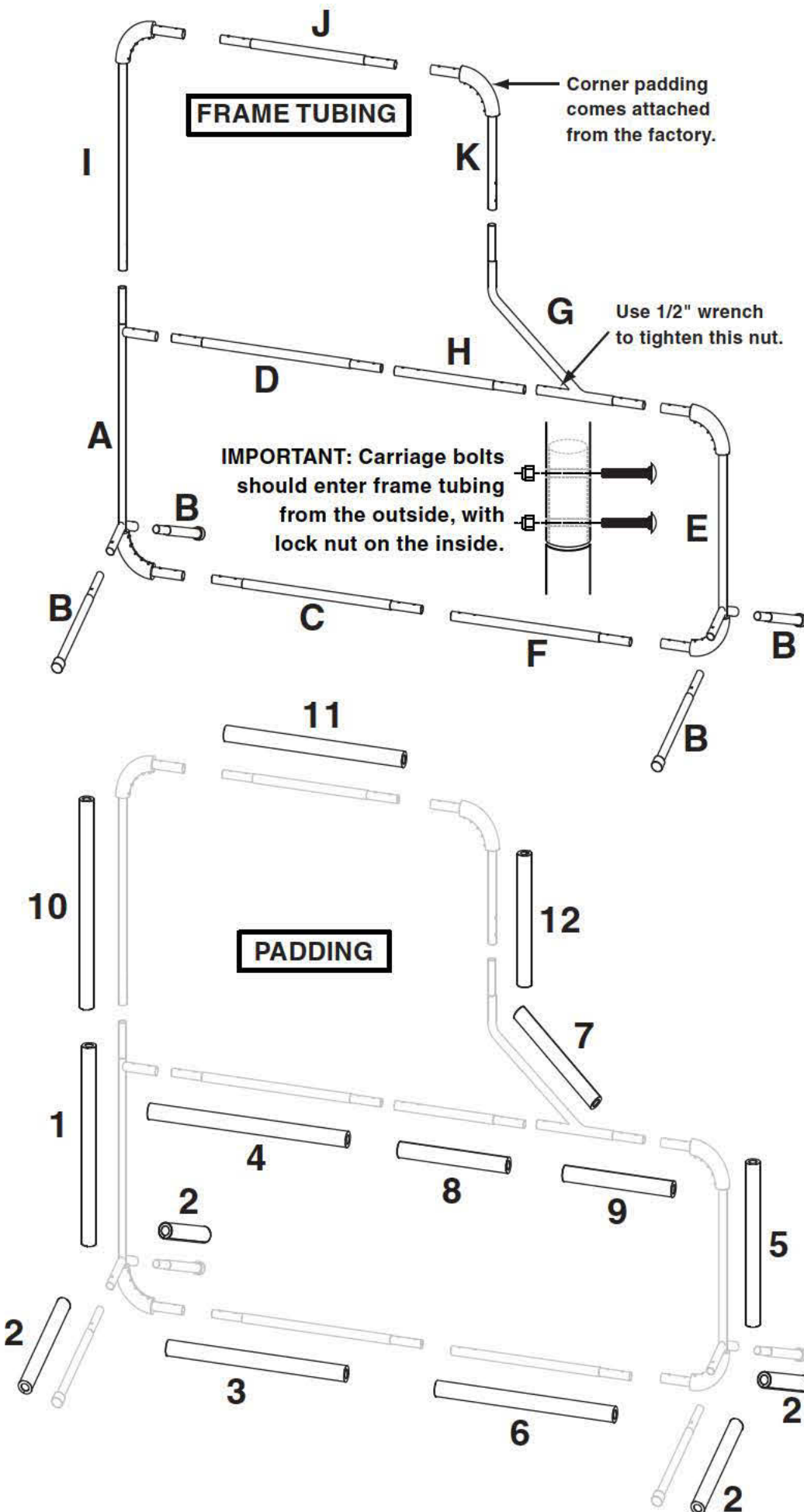
NETTING



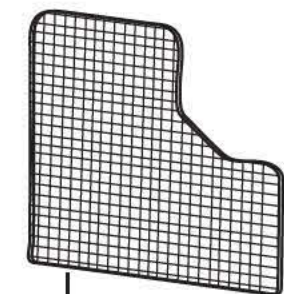
Stretch netting out, on the ground, in the same shape as the frame. Stand at the center of the frame and begin feeding the net onto the frame, like a pillowcase, alternating sides as you go. After the netting has been slipped over the frame, secure the netting around the bottom frame using the attached velcro strips.

Note: the side velcro strips attach below the legs (see photo above).

Note: new netting must be pulled and stretched to fit frame correctly—this is easier with two people.



Padding reference numbers are located on the inside of the padding vinyl cover.



VELCRO ATTACHES BELOW LEGS ON ENDS

JUGS Sports guarantees JUGS Protector™ Series netting and frame for (2) years unless damaged by snow, ice or other acts of God.

If you have any questions regarding this screen, contact JUGS Sports. USA and Canada, call toll free: 1-800-547-6843. International orders, call collect: 0-503-692-1635. Our fax number is 503-691-1100. Or, visit our website at jugssports.com